

25 Amazing Projects To Create Using Short Lengths Of Fabric

Have you ever found yourself with a pile of fabric scraps and wondered what could be done with them? Well, look no further! In this article, we bring you 25 fantastic projects that are perfect for using up those short lengths of fabric.

1. Quilted Coasters

Add a touch of charm to your coffee table by creating quilted coasters. Cut out small squares from your fabric scraps and sew them together in various patterns. These mini quilts will not only protect your furniture but also add a pop of color to your living space.

2. Fabric Flowers

Breathe new life into old plain headbands or hair clips by creating fabric flowers. Simply cut out flower shapes from your fabric scraps, stack them together, and sew them in place. These adorable accessories will instantly elevate your hairstyle.



Fat Quarter: Vintage: 25 Projects to Make From Short Lengths of Fabric

by Daniel Schulof([Print Replica] Kindle Edition)

★★★★☆ 4.7 out of 5

Language : English

File size : 364093 KB

Screen Reader : Supported

Print length : 348 pages



3. Patchwork Tote Bag

Transform your fabric scraps into a one-of-a-kind tote bag. Cut various shapes and sizes from your fabrics, and sew them together in a patchwork design. Add sturdy handles, and you'll have a fashionable and practical bag to carry your essentials in style.

4. Fabric Bookmarks

Add a personal touch to your reading experience by making fabric bookmarks. Cut out rectangles from your fabric scraps, fold them in half, and secure the ends with a stitch. You can even personalize them with embroidery or fabric paint.

5. Fabric Covered Picture Frames

Add a unique touch to your cherished memories by covering picture frames with fabric. Cut out fabric pieces larger than the frame, secure them with glue or double-sided tape, and trim the excess. This simple project will add a stylish twist to your home decor.

6. Padded Camera Strap

Give your camera a comfortable upgrade by making a padded strap from fabric scraps. Cut two long strips from your fabric, add some foam padding, and sew them together. Attach the strap to your camera, and you're ready for hours of capturing amazing shots.

7. Fabric Keychains

Show off your creativity with personalized fabric keychains. Cut out small fabric shapes, embellish them as you please, and sew them onto keychain hardware. These unique accessories will add a touch of flair to your daily routine.

8. Fabric Scrap Garland

Make any occasion special with a fabric scrap garland. Cut out fabric triangles or other shapes, and sew them onto a string or ribbon. Hang it up as a decoration at parties or jazz up your everyday space with a burst of color.

9. Fabric Bracelets

Create stylish fabric bracelets from your leftover material. Cut long strips of fabric, braid them together, and secure the ends with fabric glue or stitching. These trendy accessories will make a statement wherever you go.

10. Fabric Gift Bags

Add a personal touch to your gifts by making fabric gift bags. Cut out fabric squares or rectangles, fold them in half, and sew the sides. Finish with a drawstring closure for a cute and reusable way to present your presents.

11. Fabric Headbands

Add a fashionable twist to your outfits with fabric headbands. Cut a long strip of fabric, fold it in half, and sew the edges together. You can even add a knot or bow for an extra touch of style.

12. Fabric Napkins

Elevate your dining experience by sewing fabric napkins. Cut out squares or rectangles from your fabric scraps, hem the edges, and voila! You'll have customized napkins that add elegance to any meal.

13. Fabric Scrunchies

Revive the '80s trend by creating fabric scrunchies. Cut strips of fabric, fold them in half lengthwise, sew the edges together, and attach an elastic band. These trendy hair accessories will keep your ponytails stylish all day long.

14. Fabric Sunglasses Case

Protect your sunglasses in style with a fabric case. Cut out a rectangular piece of fabric, fold it in half, and sew the sides. Add a button or a snap closure for extra security and fashion.

15. Fabric Wallet

Create a unique wallet from your fabric scraps. Cut out fabric pieces according to your desired wallet shape, sew them together, and add a closure. You'll have a personalized accessory that's both functional and fashionable.

16. Fabric Book Covers

Add a touch of flair to your books by making fabric covers. Cut out fabric pieces larger than your book, wrap them around, and secure them with elastic or fabric ties. These covers will not only protect your books but also make a stylish statement on your bookshelf.

17. Fabric Wall Art

Add a splash of color to your walls with fabric wall art. Stretch colorful fabrics over canvases, secure them at the back, and hang them up to create a vibrant gallery. This unique decor will undoubtedly catch the eye of anyone who enters the room.

18. Fabric Toys

Create adorable fabric toys for children or pets. Cut out shapes from fabric scraps, sew them together, add stuffing, and decorate them as desired. These handmade toys will bring joy and entertainment to your little ones.

19. Fabric Pet Bandanas

Show your furry friends some love by making fabric bandanas. Cut out triangles from fabric, hem the edges, and add snaps or Velcro for easy wearing. Your pets will strut around in style with these fashionable accessories.

20. Fabric Pot Holders

Protect your hands while cooking with fabric pot holders. Cut out squares or rectangles from your fabric scraps, layer them with insulating material, and sew them together. These stylish pot holders will make handling hot dishes a breeze.

21. Fabric Coin Purses

Create cute coin purses for storing loose change. Cut out fabric pieces, fold them in half, and sew the sides. Add a zipper or button closure for easy access to your coins. These mini purses are perfect for on-the-go convenience.

22. Fabric Patchwork Pillow

Add comfort and style to your seating area with a fabric patchwork pillow. Cut out fabric squares or rectangles, sew them together in a patchwork design, and stuff them to create a cozy pillow. Your guests will be envious of your unique home decor.

23. Fabric Scraps Doll Clothes

Create fashionable doll clothes from your fabric scraps. Cut out small pieces to fit your doll's measurements, sew them together, and add embellishments as desired. Your dolls will have a wardrobe that's just as trendy as yours.

24. Fabric Mouse Pad

Glam up your workspace with a fabric mouse pad. Cut out a rectangular piece of fabric slightly larger than your mouse pad, adhere it with glue or double-sided tape, and trim the excess. Working on your computer will become a stylish affair.

25. Fabric Table Runner

Add sophistication to your dining table with a fabric table runner. Cut out a long strip of fabric, hem the edges, and place it down the center of your table. This decorative piece will make every meal feel like a special occasion.

So, the next time you find yourself with short lengths of fabric, don't let them go to waste! Get creative and try out one of these 25 amazing projects. From coasters to table runners, there's something for everyone in this list.

Remember, with a little bit of imagination and some thread and needle, you can transform your fabric scraps into beautiful and useful creations. Happy crafting!

References:

- <https://www.thesprucecrafts.com/fantastic-fabric-scrap-projects-4160406>
- <https://www.countryliving.com/diy-crafts/a28932977/fabric-scraps-projects/>
- <https://www.diyncrafts.com/28200/crafts/50-ultimate-fabric-scrap-projects-you-can-diy>



Fat Quarter: Vintage: 25 Projects to Make From Short Lengths of Fabric

by Daniel Schulof([Print Replica] Kindle Edition)

★★★★☆ 4.7 out of 5

Language : English


File size : 364093 KB

Screen Reader : Supported

Print length : 348 pages




Fat Quarter: Vintage is the latest addition to a fabulous series of stash-busting sewing books. Separated into five decades, from the 1930s to the 1970s, each chapter contains five projects using fat quarter fabric or scraps that reflect the era. The projects have clear step-by-step instructions and beautiful accompanying photography, and there's a useful tools and technique section for those who are new to sewing. This book is ideal for using the leftover remnants of fabric, and the projects make great gifts. Projects include: 1930s pin cushion, 1940s flower brooch, 1940s sewing machine cover, 1950s apron, 1950s sunglasses case, 1960s child's dress, 1970's draft stopper, 1970s shopping bag.



Soldiers League: The Story of Army Rugby League

The Origin and History The Soldiers League, also known as the Army Rugby League, has a rich history that dates back to the early 20th century. Initially established...



Film Quiz Francesco - Test Your Movie Knowledge!

Are you a true movie buff? Do you think you know everything about films? Put your knowledge to the test with the ultimate Film Quiz Francesco! This interactive quiz...



Driving Consumer Engagement In Social Media

: Social media has revolutionized the way brands and consumers interact. Platforms like Facebook, Instagram, Twitter, and YouTube have created...



All You Need To Know About The Pacific Ocean Ocean For Kids Children

The Pacific Ocean is the largest ocean in the world, covering more than 60 million square miles. It stretches from the Arctic in the north to the Antarctic in the south and...



Unveiling the Intriguing World of Complex Wave Dynamics on Thin Films: A Fascinating Journey into the Unknown

The study of complex wave dynamics on thin films has captured the imagination of scientists and researchers for decades. Through years of research and...




Unraveling the Mysterious Journey of "The Nurse And The Navigator"

Once upon a time, in a world of endless possibilities, there existed an intriguing tale called "The Nurse And The Navigator." This enchanting story embarks on a remarkable...



How To Change Your Child's Attitude and Behavior in Days

Parenting can be both challenging and rewarding. As your child grows, you may find yourself facing behavior and attitude issues that leave you wondering how to steer...



10 Groundbreaking Contributions Through Science And Technology That Changed the World

Science and technology have always been at the forefront of human advancement. From ancient civilizations to modern times, our ability to innovate and discover new...