

Discover the Mesmerizing Art of Needle Felting: The Ultimate Guide for Beginners



Are you looking for a captivating craft that allows you to create stunning and unique designs using nothing but wool and a felting needle? Look no further! Needle felting is an exquisite art form that has gained popularity in recent years due to its simplicity and endless creative possibilities.

What is Needle Felting?

Needle felting is a technique that involves using special barbed needles to interlock and shape loose wool fibers, creating beautiful three-dimensional sculptures or designs on various surfaces. The process is known for its therapeutic qualities and the ability to transform simple materials into intricate, lifelike creations.



Needle Felting For Beginners: All The Tools And Tips You Need To Try Needle Felting

by Karina Wilde (Kindle Edition)

★★★★☆ 4 out of 5

Language : English

File size : 36458 KB

Text-to-Speech : Enabled

Screen Reader : Supported

Enhanced typesetting : Enabled

Print length : 86 pages

Lending : Enabled



Whether you're a complete beginner or have some experience with other handicrafts, needle felting is accessible to all skill levels. With a bit of practice and guidance, you'll soon be mesmerized by the delightful world of felting.

The Essential Tools and Materials

Before diving into needle felting, let's make sure you have everything you need to get started:

- A set of felting needles: These needles have tiny barbs along their shafts, helping them catch and tangle the wool fibers together.

- A foam pad: This acts as a work surface and protects your fingers from the sharp needles.
- Wool roving: Choose a variety of colors, as you'll need them to create different shades and textures.
- A pair of scissors: These will come in handy for trimming and shaping your creations.
- Optional: Wire armature, glass eyes, or other accessories to add extra details to your sculptures.

Step-by-Step Guide to Needle Felting

Now that you have your tools ready, let's delve into the fascinating process of needle felting:

1. Start by Planning Your Design

Think about what you want to create and gather some inspiration. You can sketch your design to have a visual reference as you work.

2. Prepare the Wool

Take a small amount of wool roving and gently pull it apart to loosen the fibers. This will make it easier to shape and sculpt.

3. Create a Basic Shape

Begin by rolling the wool into a ball or any other desired shape. Use your hands to compress and compact the fibers together.

4. Start Felting

Hold the felting needle perpendicular to the surface of the wool and start poking it repeatedly. The barbs on the needle will tangle and unify the fibers, causing them to interlock and become more solid.

Work with light, controlled pokes, making sure to shape and sculpt the wool as you go. Remember to keep your fingers away from the needle to avoid accidental pricks.

5. Add Layers and Details

Layer additional wool over the basic shape to create texture and add finer details. Use different colors to enhance the visual appeal of your creation.

6. Refine and Shape

Continue felting and refining your sculpture until it reaches your desired level of firmness and shape. Use the scissors to trim any excess wool or create specific features.

7. Experiment and Explore

Once you feel confident with the basic techniques, don't be afraid to experiment and explore new ideas. Try incorporating wire armatures for more complex poses or adding accessories like glass eyes for a realistic touch.

Unleash Your Creativity with Needle Felting

Needle felting offers a world of endless possibilities for artists and craft enthusiasts alike. From adorable animal sculptures to intricate jewelry designs, the only limit is your imagination.

So why wait? Grab your felting needles, foam pad, and wool roving, and embark on a journey of creativity, relaxation, and self-expression. Needle felting is not

only a joyful hobby but also a fantastic way to unwind and bring your artistic visions to life.

Now that you know the basics of needle felting, it's time to gather your supplies and start creating your first masterpiece. Remember, practice makes perfect, so be patient with yourself and enjoy the process. Before you know it, you'll be amazed at the stunning wool sculptures you can create with just a simple felting needle.



Needle Felting For Beginners: All The Tools And Tips You Need To Try Needle Felting

by Karina Wilde (Kindle Edition)


★★★★☆ 4 out of 5

Language : English
File size : 36458 KB
Text-to-Speech : Enabled
Screen Reader : Supported
Enhanced typesetting : Enabled
Print length : 86 pages
Lending : Enabled




Needle felting is a craft that involves repeatedly stabbing a needle into a piece of wool in order to stiffen and shape it into the desired form. It is becoming a popular method for creating small animal figures since the texture of the felted creations resembles an animal's fur. Other popular items that felters enjoy creating include foods, plants, and cartoon characters. A special type of needle is used to manipulate the fibers by repeatedly poking itself into the ball of wool. The tip of the needle features small barbed notches that allow the fibers of the wool to be moved towards the center of the shape without being pulled back out when the

needle is pulled out. The more this is done, the more rigid your shape will become.




Soldiers League: The Story of Army Rugby League

The Origin and History The Soldiers League, also known as the Army Rugby League, has a rich history that dates back to the early 20th century. Initially established...



Film Quiz Francesco - Test Your Movie Knowledge!

Are you a true movie buff? Do you think you know everything about films? Put your knowledge to the test with the ultimate Film Quiz Francesco! This interactive quiz...




Driving Consumer Engagement In Social Media

: Social media has revolutionized the way brands and consumers interact. Platforms like Facebook, Instagram, Twitter, and YouTube have created...



All You Need To Know About The Pacific Ocean Ocean For Kids Children

The Pacific Ocean is the largest ocean in the world, covering more than 60 million square miles. It stretches from the Arctic in the north to the Antarctic in the south and...



Unveiling the Intriguing World of Complex Wave Dynamics on Thin Films: A Fascinating Journey into the Unknown

The study of complex wave dynamics on thin films has captured the imagination of scientists and researchers for decades. Through years of research and...




Unraveling the Mysterious Journey of "The Nurse And The Navigator"

Once upon a time, in a world of endless possibilities, there existed an intriguing tale called "The Nurse And The Navigator." This enchanting story embarks on a remarkable...



How To Change Your Child's Attitude and Behavior in Days

Parenting can be both challenging and rewarding. As your child grows, you may find yourself facing behavior and attitude issues that leave you wondering how to steer...



10 Groundbreaking Contributions Through Science And Technology That Changed the World

Science and technology have always been at the forefront of human advancement. From ancient civilizations to modern times, our ability to innovate and discover new...

