

Halloween Monster Crochet Tutorials: Create Spooky Amigurumi Halloween Monsters

As Halloween approaches, it's time to get creative and add some spooky decorations to your home. If you have a passion for crochet and love the adorable world of amigurumi, we have the perfect project for you: Halloween Monster Crochet Tutorials. Dive into the imaginative world of amigurumi and bring your own charming Halloween monsters to life!

What is Amigurumi?

Amigurumi is a Japanese art form that involves crocheting or knitting small, stuffed creatures. These creatures are often cute and cuddly, but they can also take on more sinister forms, making them perfect for Halloween. With a few basic crochet stitches and some yarn, you can create your own Halloween-themed amigurumi monsters that will delight both children and adults.

Why Crochet Halloween Monsters?

Creating Halloween-themed amigurumi monsters allows you to combine your love for crochet with the festive spirit of Halloween. These adorable creatures are versatile and can be used as decorations, toys, or even as gifts for your loved ones. Handmade items always hold a special place in our hearts, and what better way to celebrate Halloween than by crafting unique and personalized monsters?


Halloween Monster Crochet Tutorials: Amigurumi Halloween Monster Patterns

by Randal Wilson(Kindle Edition)

★★★★☆ 4.5 out of 5

Language : English

File size : 20070 KB



Text-to-Speech : Enabled
Screen Reader : Supported
Enhanced typesetting : Enabled
Print length : 64 pages
Lending : Enabled



Choosing Your Halloween Monster Pattern

Before you begin your crochet adventure, you'll need to choose the right Halloween monster pattern. The internet is filled with a wide variety of patterns, and it can be overwhelming to find the perfect one. To make your search easier, we've gathered some of the most popular amigurumi Halloween monster patterns:

- **Frankenstein's Monster:** Recreate the iconic creature with its green skin and stitches.
- **Witch's Cat:** Create a cute black cat with a witch hat for a bewitching touch.
- **Vampire:** Crochet a fanged vampire with a flowing cape.
- **Zombie:** Make a zombie with unraveling limbs and patches of exposed bones.
- **Ghost:** Craft a friendly ghost that will bring a fun and spooky atmosphere to any room.
- **Werewolf:** Create a werewolf with howling prowess and extra furry details.

- Mummy: Crochet a mummy with bandages peeking through its unraveling body.

Materials Needed

Now that you have your Halloween monster pattern, it's time to gather your materials. The following items will help you bring your spooky creations to life:

- Crochet hooks in various sizes (depending on the yarn thickness)
- Yarn in different colors, such as black, green, white, orange, and purple, to match your chosen pattern
- Yarn needle to sew the different parts together
- Polyester fiberfill or stuffing to give your monsters a soft and cuddly feel
- Safety eyes or buttons for the monster's eyes
- Embroidery floss for adding details, such as stitches or scars

Step-by-Step Instructions

Now that you have your pattern and materials, it's time to start creating your Halloween monsters. Follow these step-by-step instructions to bring your amigurumi creatures to life:

1. Begin by crocheting the body of your chosen monster. Pay attention to the pattern's recommended stitches and color changes.
2. Once the body is complete, move on to crocheting the limbs, head, and any additional parts required by your chosen pattern.
3. Remember to stuff each part with polyester fiberfill or stuffing before closing them up. This will give your monsters a plush and huggable appearance.

4. After completing all the individual parts, it's time to sew them together using your yarn needle. Working with a contrasting color of yarn can add a fun and spookier touch.
5. Add the safety eyes or buttons to your monster's face, following the pattern's instructions.
6. Finally, use embroidery floss to add any extra details, such as scars, stitches, or facial expressions, to bring your Halloween monsters to life.

Personalizing Your Halloween Monsters

While following a pattern is a great way to get started, don't be afraid to add your own personal touch to your Halloween monsters. Experiment with different colors, accessories, or even modify the pattern to create a unique and one-of-a-kind monster. Let your imagination run wild and make your creations truly yours!

Setting the Scene with Your Amigurumi Monsters

Once your Halloween monsters are complete, it's time to display them and set the scene for a spooky celebration. Here are a few ideas for incorporating your amigurumi monsters into your Halloween decor:

- Create a Halloween-themed centerpiece on your dining table, with your monsters as the stars.
- Hang your monsters from a Halloween-themed mobile or garland, adding a touch of whimsy to any room.
- Place your monsters strategically around your home, adding surprise and delight to every corner.
- Give your monsters as gifts to loved ones, spreading the Halloween spirit and the joy of handmade crafts.

Crocheting Halloween monsters using amigurumi techniques is a fantastic way to blend your creativity with the eerie fun of Halloween. Let your crochet hooks and yarn transform into magical creatures that will bring joy and spookiness to your home or to the lucky ones who receive them as gifts. With plenty of patterns to choose from and endless opportunities for customization, you are sure to have a hauntingly good time creating your very own amigurumi Halloween monsters.



Halloween Monster Crochet Tutorials: Amigurumi Halloween Monster Patterns

by Randal Wilson (Kindle Edition)


★★★★☆ 4.5 out of 5

Language : English
File size : 20070 KB
Text-to-Speech : Enabled
Screen Reader : Supported
Enhanced typesetting : Enabled
Print length : 64 pages
Lending : Enabled




Did not you buy gifts for your kids on this Halloween just because you are busy? Try these crochet monster patterns in Fantastic Halloween Monster Crochet Patterns and bring a very cute and beautiful smile on your kid's face. His collection will inspire you about how you can make a type of Boo. I was really excited to share this list with you because all of these are so much interesting fun to crochet. The best thing is that you can crochet them in any color of yarn and see your favorite monster in your favorite colors. You cannot only crochet them for yourself but also for your kids and beloved ones too as gift ideas on Halloween. I am so much sure that you will find this list really adorable and

fantastic and love them as much as I do. And its Halloween is the perfect time to make them and it also makes them more horrible.




Soldiers League: The Story of Army Rugby League

The Origin and History The Soldiers League, also known as the Army Rugby League, has a rich history that dates back to the early 20th century. Initially established...



Film Quiz Francesco - Test Your Movie Knowledge!

Are you a true movie buff? Do you think you know everything about films? Put your knowledge to the test with the ultimate Film Quiz Francesco! This interactive quiz...




Driving Consumer Engagement In Social Media

: Social media has revolutionized the way brands and consumers interact. Platforms like Facebook, Instagram, Twitter, and YouTube have created...




All You Need To Know About The Pacific Ocean Ocean For Kids Children

The Pacific Ocean is the largest ocean in the world, covering more than 60 million square miles. It stretches from the Arctic in the north to the Antarctic in the south and...



Unveiling the Intriguing World of Complex Wave Dynamics on Thin Films: A Fascinating Journey into the Unknown

The study of complex wave dynamics on thin films has captured the imagination of scientists and researchers for decades. Through years of research and...




Unraveling the Mysterious Journey of "The Nurse And The Navigator"

Once upon a time, in a world of endless possibilities, there existed an intriguing tale called "The Nurse And The Navigator." This enchanting story embarks on a remarkable...



How To Change Your Child's Attitude and Behavior in Days

Parenting can be both challenging and rewarding. As your child grows, you may find yourself facing behavior and attitude issues that leave you wondering how to steer...



10 Groundbreaking Contributions Through Science And Technology That Changed the World

Science and technology have always been at the forefront of human advancement. From ancient civilizations to modern times, our ability to innovate and discover new...

