

Learning Quilt Technique Through These Simple Tutorials

Quilting has been a beloved art form for centuries. It is not only a fantastic way to create beautiful and functional textiles but also a means to express creativity and bring warmth to our homes. If you are new to quilting or have been eager to learn the quilt technique, you have come to the right place. In this article, we will guide you through a series of simple tutorials that will help you master the quilt technique in no time.

The Art of Quilting

Quilting is more than just sewing pieces of fabric together; it is a form of storytelling and an expression of creativity. Quilts are often made by stitching together three layers of fabric – the top layer (the quilt top), the middle layer (batting or wadding for insulation), and the bottom layer (the backing fabric). The layers are held together using various quilting techniques such as hand or machine stitching. The end result is a beautiful textile that can be used as a blanket, wall hanging, or a decorative piece.

Getting Started with Quilting

Before diving into the quilt technique tutorials, you will need a few essential tools and materials to set the stage for your quilting journey. Here are some of the basic items you will need:

Quilt Technique Guide: Learning Quilt Technique Through These Simple Tutorials

by David Hyner (Kindle Edition)

★★★★☆ 4.5 out of 5

Language : English



File size	: 38154 KB
Text-to-Speech	: Enabled
Screen Reader	: Supported
Enhanced typesetting	: Enabled
Print length	: 82 pages
Lending	: Enabled



- Fabric: Choose a variety of fabrics in different colors and patterns that complement each other.
- Quilt ruler and rotary cutter: These tools will help you accurately measure and cut fabric pieces.
- Mat: A cutting mat is crucial for protecting your work surface and providing a stable base for cutting.
- Thread and needles: Select strong threads and appropriate needles for your sewing machine or hand stitching.
- Quilt batting: This is the layer of insulation that goes between the quilt top and the backing fabric.
- Backing fabric: Choose a fabric that complements your quilt top.
- Pins or clips: These will help keep your fabric layers together during the quilting process.
- Sewing machine (optional): A sewing machine can make the quilting process faster, but hand stitching can also create beautiful results.

Choosing Your Quilt Design

Once you have gathered your materials, it's time to think about the design of your quilt. There are countless patchwork and quilting techniques to explore, such as the traditional quilt blocks, applique, or even free-motion quilting. It's important to choose a design that excites you and matches your skill level. For beginners, simpler designs with larger fabric pieces and fewer intricate patterns can be a great starting point.

Simple Quilt Technique Tutorials

Now, let's dive into the exciting part – learning the quilt technique through these simple tutorials:

Tutorial 1: Creating a Basic Patchwork Quilt

In this tutorial, you will learn how to create a basic patchwork quilt using square fabric pieces. This technique is perfect for beginners, as it allows you to practice accurate cutting and sewing straight seams. Follow the step-by-step instructions and create your first patchwork quilt!

Big Stitch Quilting



Tutorial 2: Mastering the Art of Applique

Applique is a fantastic technique that allows you to add intricate designs and shapes to your quilt top. In this tutorial, you will learn how to do both needle-turn and fusible applique. Explore the different methods and discover which one suits your preferences the most. Unleash your creativity and make your quilt top truly unique!



Tutorial 3: Exploring Free-Motion Quilting

If you want to take your quilting skills to the next level, free-motion quilting is a technique worth exploring. Unlike traditional quilting, free-motion quilting allows you to create intricate designs by moving the fabric freely under the needle. With practice, you can quilt intricate patterns and motifs on your quilt top. Follow this tutorial and embark on your free-motion quilting journey.



Practice Makes Perfect

Learning any new skill takes time and practice, but don't get discouraged. The key to mastering the quilt technique is to keep experimenting, learning from your mistakes, and enjoying the process. Quilting is not only a creative outlet but also a therapeutic activity that allows you to unwind and unleash your imagination.

Don't be afraid to join quilting communities or take quilting classes to expand your knowledge and connect with fellow quilters. The world of quilting is filled with amazing individuals who are always willing to support and inspire others on their quilting journey.

So, gather your materials, choose your quilt design, and start following these simple tutorials. Soon enough, you will have a stunning quilt to showcase your newfound skills and creativity. Happy quilting!



Quilt Technique Guide: Learning Quilt Technique Through These Simple Tutorials

by David Hyner (Kindle Edition)

★★★★☆ 4.5 out of 5

Language : English

File size : 38154 KB

Text-to-Speech : Enabled

Screen Reader : Supported

Enhanced typesetting : Enabled


Print length : 82 pages

Lending : Enabled




Did you get a new sewing machine this year? Or maybe you're just ready to dip your toe into the world of quilting? If so, this book is perfect for you! I've rounded up 7 fabulously quilt patterns to share with you.

These easy quilt patterns for beginners will be the perfect way to get started with quilting. The best part of this easy quilt pattern roundup is the many of these quilt patterns include step by step tutorials with photos to help you sew your quilt. You'll love these simple projects. Quilt Book is guaranteed to get you excited about quiltin.




Soldiers League: The Story of Army Rugby League

The Origin and History The Soldiers League, also known as the Army Rugby League, has a rich history that dates back to the early 20th century. Initially established...



Film Quiz Francesco - Test Your Movie Knowledge!

Are you a true movie buff? Do you think you know everything about films? Put your knowledge to the test with the ultimate Film Quiz Francesco! This interactive quiz...



Driving Consumer Engagement In Social Media

: Social media has revolutionized the way brands and consumers interact. Platforms like Facebook, Instagram, Twitter, and YouTube have created...



All You Need To Know About The Pacific Ocean Ocean For Kids Children

The Pacific Ocean is the largest ocean in the world, covering more than 60 million square miles. It stretches from the Arctic in the north to the Antarctic in the south and...



Unveiling the Intriguing World of Complex Wave Dynamics on Thin Films: A Fascinating Journey into the Unknown

The study of complex wave dynamics on thin films has captured the imagination of scientists and researchers for decades. Through years of research and...



Unraveling the Mysterious Journey of "The Nurse And The Navigator"

Once upon a time, in a world of endless possibilities, there existed an intriguing tale called "The Nurse And The Navigator." This enchanting story embarks on a remarkable...



How To Change Your Child's Attitude and Behavior in Days

Parenting can be both challenging and rewarding. As your child grows, you may find yourself facing behavior and attitude issues that leave you wondering how to steer...



10 Groundbreaking Contributions Through Science And Technology That Changed the World

Science and technology have always been at the forefront of human advancement. From ancient civilizations to modern times, our ability to innovate and discover new...

