


Master How To Create Basic Knots With 15 Awesome Projects For Your Homes And

MACRAME KNOTS INFORMATION SHEET

A simple guide on how to create the basic macrame knots for beginners!

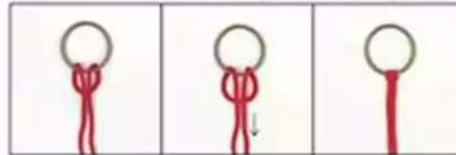
Gathering Knot

Gathers and holds cords together as a starter knot.




Lark's Head

Basic starter knot to attach project onto a ring or rod.



Half Knot

Similar to the first knot of tying a shoelace, except there are at least two filler cords in between. The left hand cord is placed on top and right hand cord is placed behind.



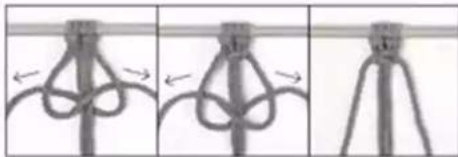
Half Knot Sprial

When you continue to make "Half Knots", it will naturally begin to turn, creating a spiral design.



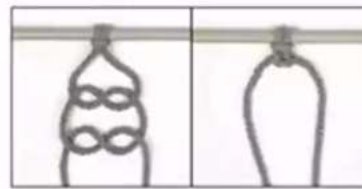
Square Knot

Start with a regular "Half Knot" where the left hand cord is placed on top and right hand cord is placed behind. Then make a reverse "Half Knot" (right hand cord is placed on top and left hand cord is placed behind). Continue this sequence by alternating directions. Design should not turn.




Bow Knot

Same as a "Square Knot", but without filler cords in between. Only two strands are needed to create this knot. Design should not turn.




Alternating Half Hitches

Only two strands are needed for this knot. Whap left hand cord around the right hand cord, from front to back, and then through the loop. Do the same with the right hand cord and continue to alternate directions.



Overhand Knot (Regular Knot)

This is your typical, standard knot. Usually used as a divider, or finishing knot.



The Beauty and Versatility of Basic Knots

Knots are not only practical, but they can also be beautiful works of art. They have been used throughout history for various purposes - from securing boats

and tents to creating intricate and decorative designs. Learning how to create basic knots not only equips you with essential skills for camping or sailing trips but also opens up a world of creative possibilities for your home. In this article, we will guide you through 15 awesome projects that showcase the beauty and versatility of basic knots.

1. Macrame Plant Hangers





MODERN MACRAME: Master how to create basic Knots with 15 Awesome Projects for your Homes and Gardens by Ran Zilca(Kindle Edition)

★ ★ ★ ★ ☆ 4.6 out of 5

Language : English

File size : 67318 KB

Text-to-Speech : Enabled

Screen Reader : Supported

Enhanced typesetting : Enabled

Print length : 176 pages

Lending : Enabled



Macrame plant hangers are an excellent way to add a touch of bohemian charm to your living space. By learning basic knots like the square knot and the half hitch, you can create stunning hangers for your potted plants. Hanging plants not only elevate the overall aesthetic of your home but also bring a sense of nature indoors.

2. Knot Decorative Wall Hangings



Wall hangings have made a huge comeback in recent years, and what better way to create unique and eye-catching pieces than by using various knot techniques? With just a few basic knots like the lark's head knot and the clove hitch, you can create stunning wall hangings that will be the envy of all your guests.

3. Rope Coasters



Coasters are essential for protecting your furniture, but who says they have to be boring? By learning the versatile snake knot, you can create rope coasters that are not only functional but also stylish and unique. Add a personal touch to your coffee table or dining area with these DIY coasters.

Mastering basic knots opens up a whole new world of creativity and practicality. Whether you want to add a bohemian touch to your home with macrame plant

hangers or create unique wall hangings using various knot techniques, the possibilities are endless. The 15 awesome projects mentioned in this article are just the tip of the iceberg. Once you've mastered the basics, you'll find yourself exploring advanced knot techniques and experimenting with your own designs. So grab your ropes and get knotting!

Image credits:



MODERN MACRAME: Master how to create basic Knots with 15 Awesome Projects for your Homes and Gardens by Ran Zilca(Kindle Edition)

★★★★☆ 4.6 out of 5

Language : English
File size : 67318 KB
Text-to-Speech : Enabled
Screen Reader : Supported
Enhanced typesetting : Enabled
Print length : 176 pages
Lending : Enabled



MODERN MACRAME

Master how to create basic Knots with 15 Awesome Projects for your Homes and Gardens

So, you want to learn how to macrame? Or maybe you're still asking yourself, "Is there any way I could learn to do this?" How hard is it really?. This book is the exact thing you need to answer your questions and get you started on your

macrame journey.

Learn everything you need to know to create stunning macrame projects. Go from beginner to confident crafter in a matter of days with my macrame guide.

Follow my step by step guide on how to macrame and in no time you will be able to do awesome macrame projects.

This book contains the following projects.

Macrame feathers

Keychains

Macrame Garland

Jar Hanger

Wall Hangings

Charming Earrings

Hexnut Bracelet

Fishbowl Hanger

Coasters

Larger Wall Hanging

Mirror Wall Hanging

Watch Band


Curtains

Feather Earrings

Plant Hanger

I am here to take all of the mystery out of this fun retro crafting trend called macrame. I want to make one thing clear before we even start. You can do this. I know you may still have your doubts. But that's why I'm here, and that's why I'm writing this macrame tutorial. I am going to answer all your questions and hopefully take away any lingering hesitations. By the time we're done you'll i) have a beautiful, affordable DIY macrame wall hanging or other macrame decor for your home and ii) be able to add macrame to your list of skills.

GRAB YOUR COPY NOW!!!




Soldiers League: The Story of Army Rugby League

The Origin and History The Soldiers League, also known as the Army Rugby League, has a rich history that dates back to the early 20th century. Initially established...



Film Quiz Francesco - Test Your Movie Knowledge!

Are you a true movie buff? Do you think you know everything about films? Put your knowledge to the test with the ultimate Film Quiz Francesco! This interactive quiz...




Driving Consumer Engagement In Social Media

: Social media has revolutionized the way brands and consumers interact. Platforms like Facebook, Instagram, Twitter, and YouTube have created...



All You Need To Know About The Pacific Ocean Ocean For Kids Children

The Pacific Ocean is the largest ocean in the world, covering more than 60 million square miles. It stretches from the Arctic in the north to the Antarctic in the south and...



Unveiling the Intriguing World of Complex Wave Dynamics on Thin Films: A Fascinating Journey into the Unknown

The study of complex wave dynamics on thin films has captured the imagination of scientists and researchers for decades. Through years of research and...




Unraveling the Mysterious Journey of "The Nurse And The Navigator"

Once upon a time, in a world of endless possibilities, there existed an intriguing tale called "The Nurse And The Navigator." This enchanting story embarks on a remarkable...



How To Change Your Child's Attitude and Behavior in Days

Parenting can be both challenging and rewarding. As your child grows, you may find yourself facing behavior and attitude issues that leave you wondering how to steer...



10 Groundbreaking Contributions Through Science And Technology That Changed the World

Science and technology have always been at the forefront of human advancement. From ancient civilizations to modern times, our ability to innovate and discover new...

