








The Ultimate Guide: Learn How To Groom, Trim, Braid, And Prepare Your Horse For Show

HORSE Grooming

WHERE	WHAT	HOW
	Hoof pick	<i>Start</i> at the heel of the foot and pick towards the toe, carefully removing all rocks, dirt and debris. Make sure to clean the grooves on either side of the v-shaped part of the hoof.
	Curry comb	<i>Move</i> your comb along the horse's coat in small circular motions, in the opposite direction to the
	Hard brush	<i>Brush</i> in short, straight flicking motions to allow the bristles to get right through the coat and whisk the dirt out. Start at the neck and work towards the tail.
	Soft brush	<i>Finish</i> up your body grooming by brushing down the face and legs. This brush can also be used on the rest of the body for shine.
	Sponge / Cloth	<i>Using</i> a damp sponge or cloth, gently wipe your horse's eyes and clean out the nose. You will also need to clean beneath the tail with a different sponge or cloth.
	Wide tooth comb	<i>With</i> a wide tooth comb or brush, detangle the mane and tail. Work your way through by taking small sections at a time. Hold the top of the section with the opposite
	Fly spray	<i>You</i> may want to spray your horse with fly spray to avoid them spreading infection or even biting and causing your horse pain.

EQUIPMENT CHECKLIST


<input type="checkbox"/> Grooming kit box	<input type="checkbox"/> Mane & tail brush
<input type="checkbox"/> Dandy brush	<input type="checkbox"/> Mane comb
<input type="checkbox"/> Soft brush	<input type="checkbox"/> Hoof pick
<input type="checkbox"/> Metal curry comb	<input type="checkbox"/> Sponge
<input type="checkbox"/> Rubber curry comb	<input type="checkbox"/> Sweat scraper
<input type="checkbox"/> Water brush	<input type="checkbox"/> Stable rubber

horsemart

Preparing your horse for a show involves more than just basic grooming. It requires careful attention to detail, proper trimming techniques, and elegant braiding. In this comprehensive guide, we will walk you through the steps needed to ensure your horse is looking his absolute best on show day.

The Importance of Grooming

Grooming plays a significant role in the overall appearance of your horse. A well-groomed horse not only looks aesthetically pleasing, but it also showcases the dedication and care you have for your equine partner. Proper grooming helps keep the horse's coat healthy, promotes blood circulation, and minimizes skin irritation.



Grooming to Win: How to Groom, Trim, Braid, and Prepare Your Horse for Show

by Susan E. Harris (Kindle Edition)

★★★★☆ 4.5 out of 5

Language : English

File size : 6879 KB

Text-to-Speech : Enabled

Screen Reader : Supported

Enhanced typesetting : Enabled

Print length : 355 pages



Step 1: Basic Grooming

Start by thoroughly brushing your horse's coat using a soft-bristle brush. This removes dirt, dust, and loose hair, giving the coat a clean and glossy look. Pay close attention to sensitive areas such as the face, ears, and belly. Use a detangling spray for any knots or tangles, followed by gentle mane and tail combing.

Step 2: Trimming Techniques

Trimming is an essential part of grooming for a show. Properly trimmed hooves, mane, and tail can greatly enhance your horse's overall appearance. Invest in a

good-quality hoof pick to clean the hooves regularly, making sure to remove any debris and prevent infections. Use sharp scissors or clippers to neatly trim the mane and tail, giving them a clean and polished appearance.

Step 3: Braiding for Elegance

Braiding adds a touch of elegance to your horse's appearance and is often necessary for certain show disciplines. Begin by dampening the mane slightly to make it more manageable. Learn the specific braiding technique required for the show and practice it several times before the event. Don't forget to secure the braids properly using bands or thread to maintain a neat look throughout the show.

Step 4: Show Preparation Checklist


Before the show day arrives, there are several things you need to take care of to ensure a smooth and successful experience. Some essential items for your show preparation checklist include:

- Packing grooming supplies
- Properly fitting tack and equipment
- Cleaning and polishing show gear
- Double-checking any necessary documents

Step 5: The Day of the Show

Show day can be both exhilarating and nerve-wracking, but with proper preparation, you can ensure a great experience for both you and your horse. Arrive early to allow ample time for warm-up exercises and final touch-ups. Pay attention to your horse's well-being, ensuring they are well-fed, hydrated, and comfortable throughout the event.

By following the steps outlined in this guide, you will be well-prepared to groom, trim, braid, and present your horse in top form at shows. Remember, proper grooming not only enhances your horse's appearance but also signifies your dedication and love for these magnificent animals. So take your time, practice, and enjoy the process of transforming your horse into a show-stopper!



Grooming to Win: How to Groom, Trim, Braid, and Prepare Your Horse for Show

by Susan E. Harris (Kindle Edition)

★★★★☆ 4.5 out of 5

Language : English
File size : 6879 KB
Text-to-Speech : Enabled
Screen Reader : Supported
Enhanced typesetting : Enabled
Print length : 355 pages



This is the definitive book on grooming your horse to catch the judge's eye. It features over 400 detailed drawings illustrating every aspect of grooming. Completely updated, it details current practices and requirements and covers conditioning, daily care, tools and supplies, and grooming for shows. New chapters discuss blanketing, newly popular breeds, and the latest show ring clothing styles. A must-have reference, it covers all disciplines and includes trimming styles by type and event as well as by breed.



Soldiers League: The Story of Army Rugby League

The Origin and History The Soldiers League, also known as the Army Rugby League, has a rich history that dates back to the early 20th century. Initially established...



Film Quiz Francesco - Test Your Movie Knowledge!

Are you a true movie buff? Do you think you know everything about films? Put your knowledge to the test with the ultimate Film Quiz Francesco! This interactive quiz...




Driving Consumer Engagement In Social Media

: Social media has revolutionized the way brands and consumers interact. Platforms like Facebook, Instagram, Twitter, and YouTube have created...




All You Need To Know About The Pacific Ocean Ocean For Kids Children

The Pacific Ocean is the largest ocean in the world, covering more than 60 million square miles. It stretches from the Arctic in the north to the Antarctic in the south and...



Unveiling the Intriguing World of Complex Wave Dynamics on Thin Films: A Fascinating Journey into the Unknown

The study of complex wave dynamics on thin films has captured the imagination of scientists and researchers for decades. Through years of research and...



Unraveling the Mysterious Journey of "The Nurse And The Navigator"

Once upon a time, in a world of endless possibilities, there existed an intriguing tale called "The Nurse And The Navigator." This enchanting story embarks on a remarkable...



How To Change Your Child's Attitude and Behavior in Days

Parenting can be both challenging and rewarding. As your child grows, you may find yourself facing behavior and attitude issues that leave you wondering how to steer...



10 Groundbreaking Contributions Through Science And Technology That Changed the World

Science and technology have always been at the forefront of human advancement. From ancient civilizations to modern times, our ability to innovate and discover new...

